

ARPL Aout 2018

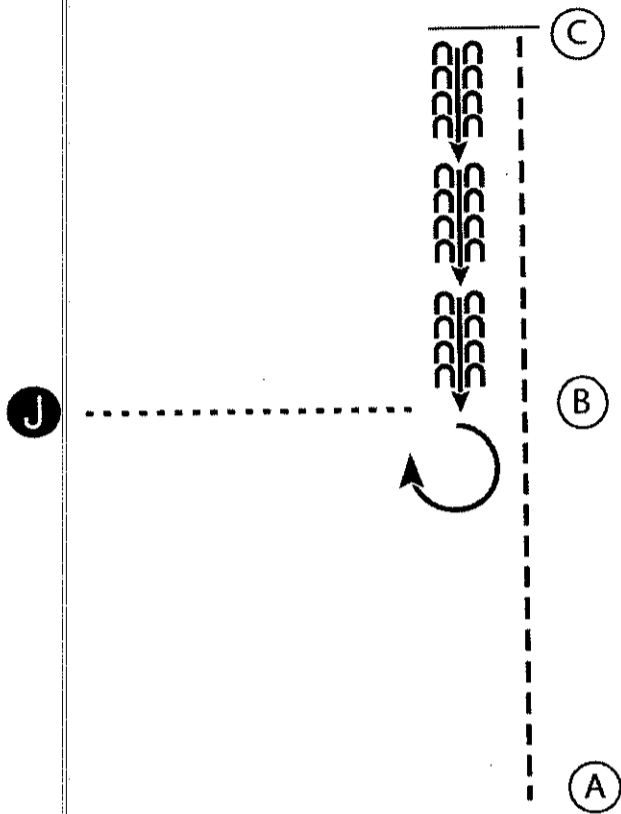
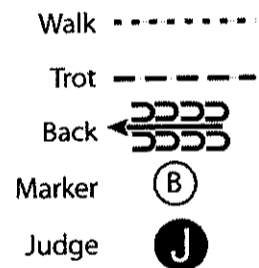
Pres Licou 13 et moins et Debutant

Show Date: 08/05/2018

w w w . H o r s e S h o w P a t t e r n s . c o m

w w w . H o r s e S h o w P a t t e r n s . c o m

1. Trot from A to C. 1. Trot de A à C
2. Stop at C. 2. Arrêt à C
3. Back to B. 3. Reculer à B
4. Perform a 270 degree turn. 4. Faite un 270
5. Walk to the judge and set up for inspection. 5. Marcher au jusqu'au juge et inspection
6. When dismissed walk to line-up. 6. Sortir au pas



[S/1-3]

Pattern Provided by:

Chantal Seers

©2018 HorseShowPatterns.com. All Rights Reserved.

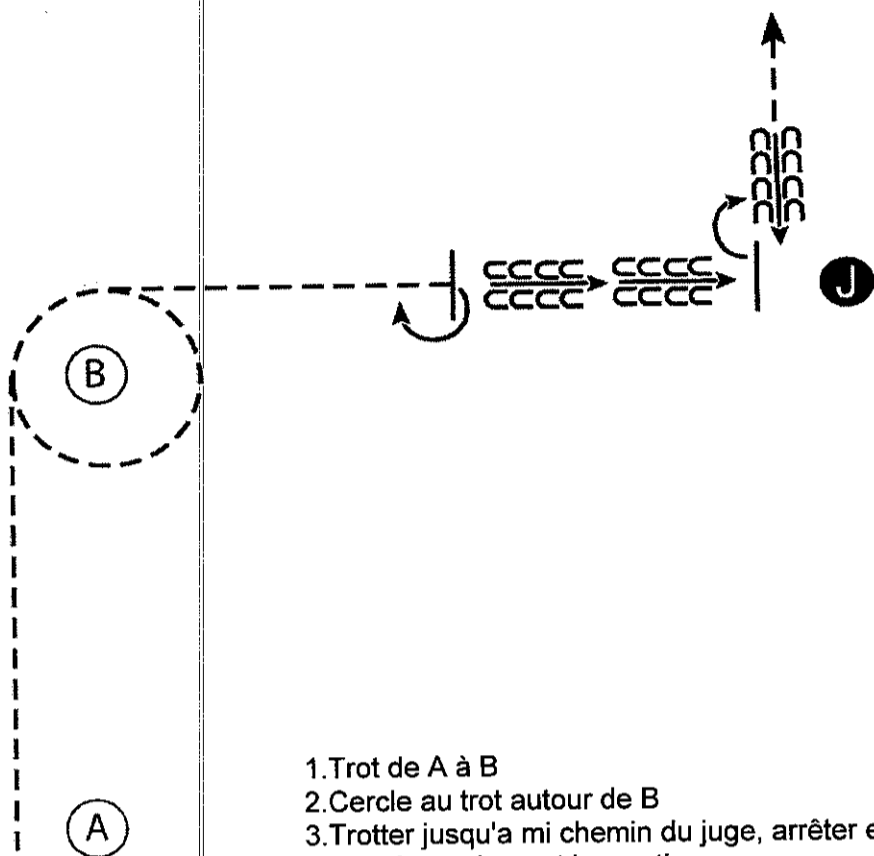
ARPL Aout 2018

Pres Licou adulte/Omnium

Show Date: 08/05/2018

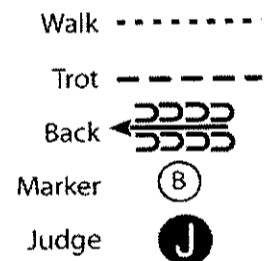
www.HorseShowPatterns.com

www.HorseShowPatterns.com



1. Trot de A à B
2. Cercle au trot autour de B
3. Trotter jusqu'a mi chemin du juge, arrêter et faite un 180
4. Reculer au juge et inspection
5. Faite un 90
6. Reculer 4 pas et sorti au trot

1. Trot from A to B.
2. Trot a circle around B.
3. Trot half way to the Judge. Stop and perform a 180 degree turn.
4. Back to the Judge and set up for inspection.
5. When dismissed perform a 90 degree turn.
6. Back four steps and trot straight away from the Judge.



[S/3-15]

Pattern Provided by:

Chantal Seers

©2018 HorseShowPatterns.com. All Rights Reserved.

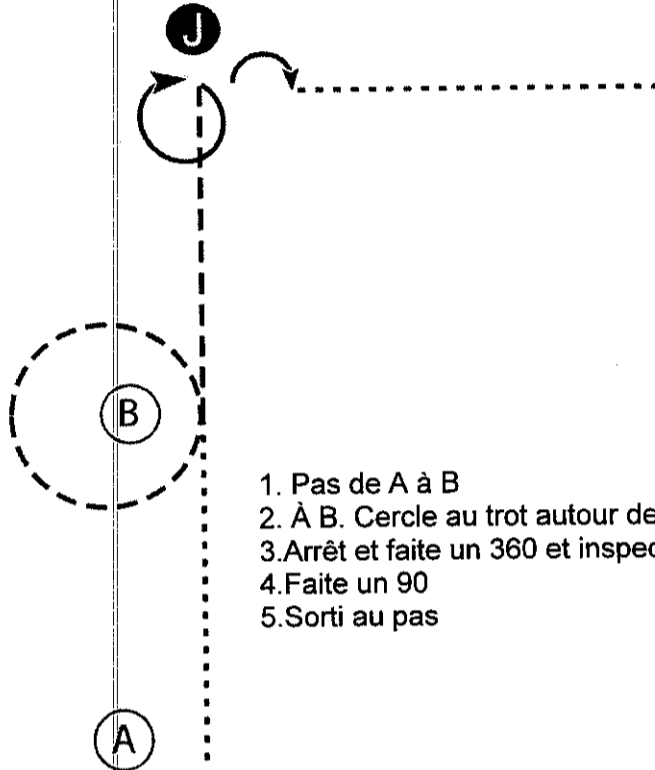
ARPL Aout 2018

Pres Licou 14-18

Show Date: 08/05/2018

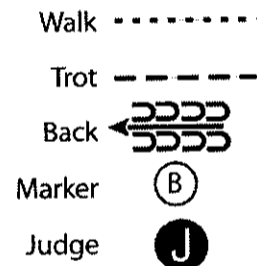
www.HorseShowPatterns.com

www.HorseShowPatterns.com



1. Pas de A à B
2. À B. Cercle au trot autour de B et continuer jusqu'au juge
3. Arrêt et faite un 360 et inspection
4. Faite un 90
5. Sorti au pas

1. Walk from A to B.
2. At B trot. Trot a circle around B and continue to the Judge.
3. Stop and perform a 360 degree turn. Set up for inspection.
4. When dismissed perform a 90 degree turn.
5. Walk straight away from the Judge.



[S/2-8]

Pattern Provided by:

Chantal Seers

©2018 HorseShowPatterns.com. All Rights Reserved.

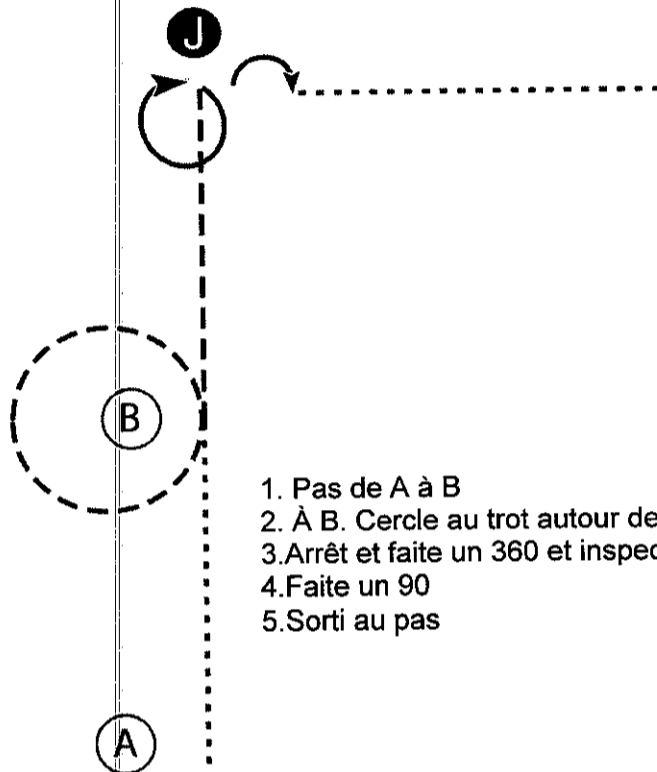
ARPL Aout 2018

Pres Licou 14-18

Show Date: 08/05/2018

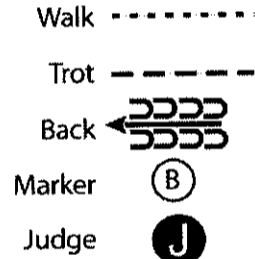
www.HorseShowPatterns.com

www.HorseShowPatterns.com



1. Pas de A à B
2. À B. Cercle au trot autour de B et continuer jusqu'au juge
3. Arrêt et faite un 360 et inspection
4. Faite un 90
5. Sorti au pas

1. Walk from A to B.
2. At B trot. Trot a circle around B and continue to the Judge.
3. Stop and perform a 360 degree turn. Set up for inspection.
4. When dismissed perform a 90 degree turn.
5. Walk straight away from the Judge.



[S/2-8]

Pattern Provided by:

Chantal Seers

©2018 HorseShowPatterns.com. All Rights Reserved.

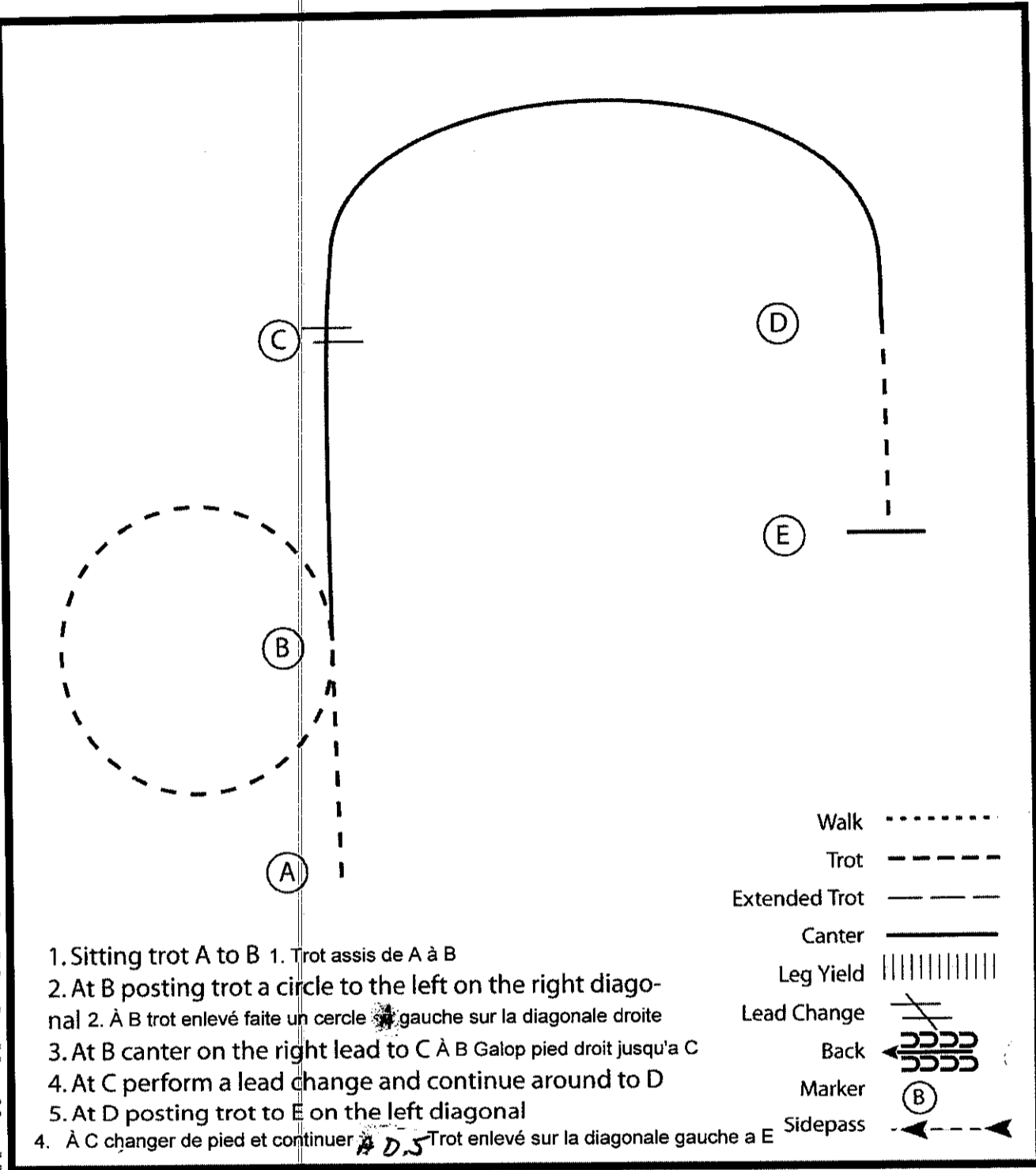
ARPL Aout 2018

Equit Classique Omnium

Show Date: 08/05/2018

www.HorseShowPatterns.com

www.HorseShowPatterns.com



1. Sitting trot A to B 1. Trot assis de A à B
2. At B posting trot a circle to the left on the right diagonal 2. À B trot enlevé faite un cercle gauche sur la diagonale droite
3. At B canter on the right lead to C À B Galop pied droit jusqu'a C
4. At C perform a lead change and continue around to D
5. At D posting trot to E on the left diagonal
4. À C changer de pied et continuer À D 5. Trot enlevé sur la diagonale gauche a E

Walk
Trot	- - - - -
Extended Trot	—————
Canter	—————
Leg Yield	
Lead Change	↘ ↙
Back	←←←←←
Marker	(B)
Sidepass	←←←←←

[HSE/2-18]

Pattern Provided by:
Chantal Seers

©2018 HorseShowPatterns.com. All Rights Reserved.

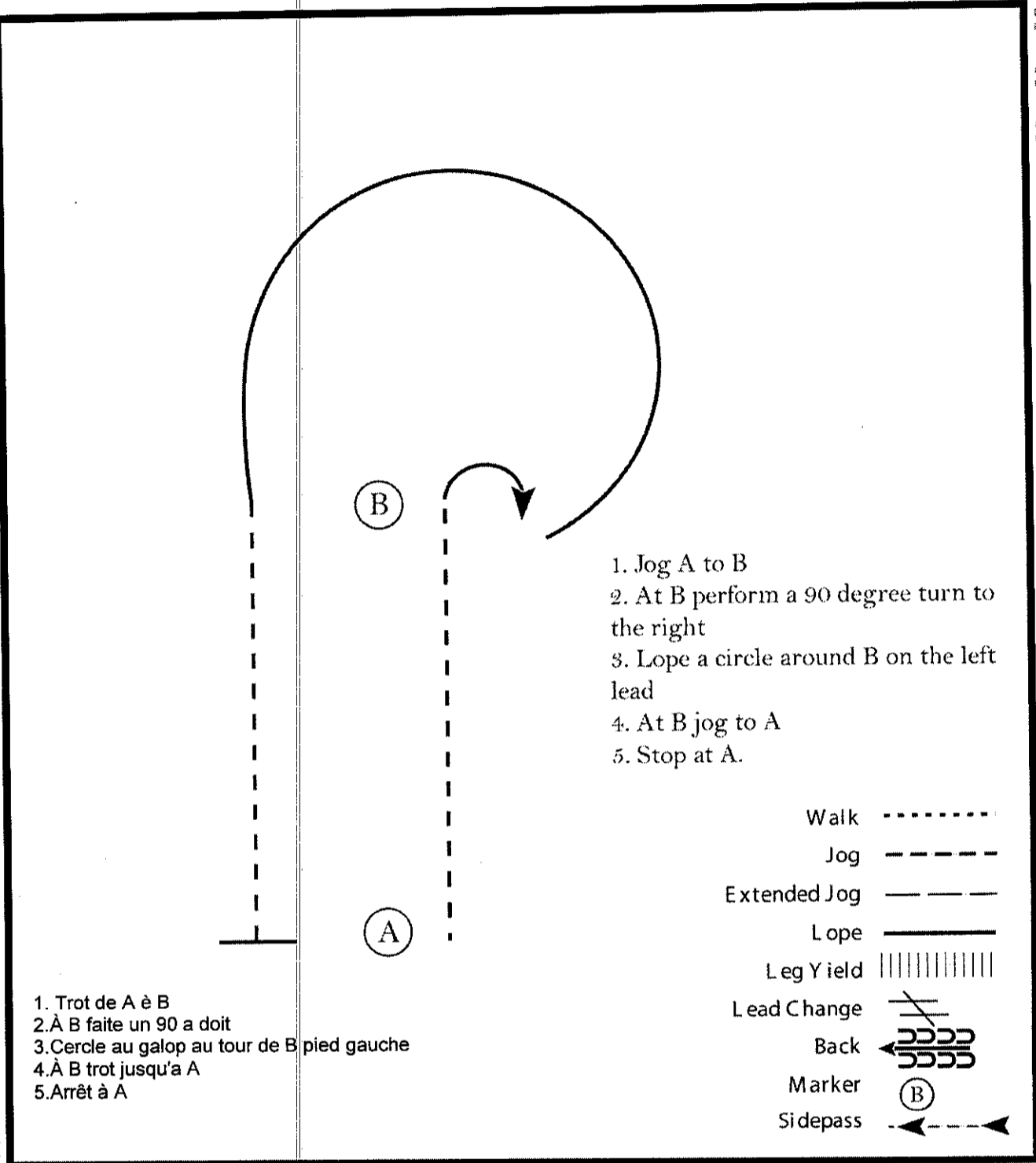
ARPL Aout 2018

EQUUS Western 13- et Debutant

Show Date: 08/05/2018

www.HorseShowPatterns.com

www.HorseShowPatterns.com



1. Trot de A à B
2. À B faite un 90 a droit
3. Cercle au galop au tour de B pied gauche
4. À B trot jusqu'a A
5. Arrêt à A

1. Jog A to B
2. At B perform a 90 degree turn to the right
3. Lope a circle around B on the left lead
4. At B jog to A
5. Stop at A.

- Walk|
- Jog - - - - -|
- Extended Jog ———|
- Lope ———|
- Leg Yield |||||
- Lead Change ↗
- Back ←←←←←
- Marker (B)
- Sidepass ←←←←←

[WH/1-14]

Pattern Provided by:
Chantal Seers

©2018 HorseShowPatterns.com. All Rights Reserved.

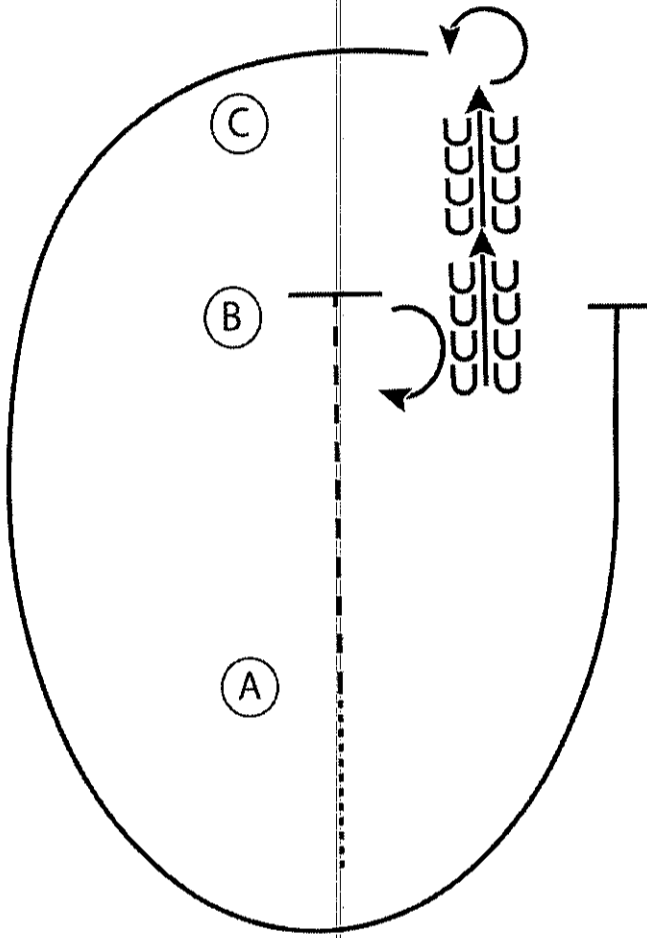
ARPL Aout 2018

Equit Western 14-18

Show Date: 08/05/2018

www.HorseShowPatterns.com

www.HorseShowPatterns.com



1. Walk to A
2. Jog A to B
3. Stop at B and perform a 180 degree turn to the right
4. Back to C
5. At C perform a 270 degree turn to the left
6. Lope a circle around A, returning to B
7. Stop at B

1. Pas à A
2. Trot de A à B
3. Arrêt à B et faite un 180 à droite
4. Reculer à C
5. À C faite un 270 èa gauche
6. Cercle au galop autour de A retournant à B
7. Arrêt à B

Walk
Jog	- - - - -
Extended Jog	- - - - -
Lope	—————
Leg Yield	
Lead Change	↘
Back	←←←←←
Marker	(B)
Sidepass	←- - - -

[WH/2-14]

Pattern Provided by:
Chantal Seers

©2018 HorseShowPatterns.com. All Rights Reserved.

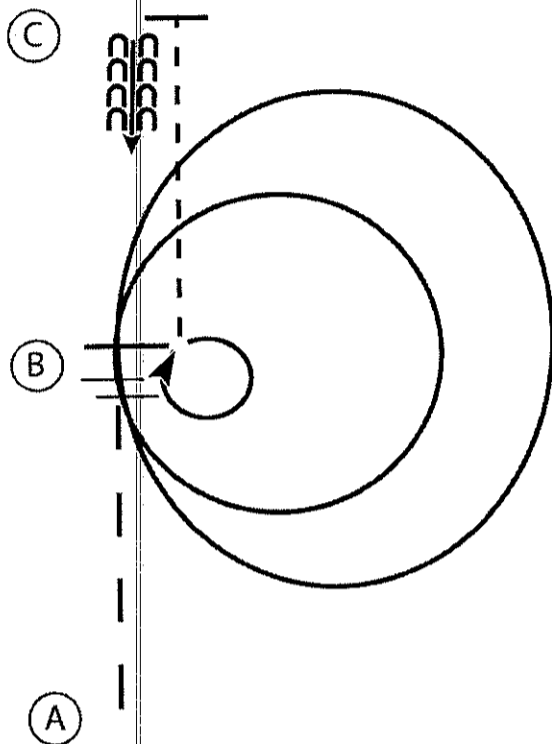
ARPL Aout 2018

Equit Western Adulte-Omnium

Show Date: 08/05/2018

www.HorseShowPatterns.com

www.HorseShowPatterns.com



1. Extend the jog A to B
2. At B lope a circle to the right on the left lead
3. At B change leads and continue with speed in a circle to the right
4. Stop at B and perform a 360 to the right
5. Jog B to C
6. Stop at C and back 4 steps

1. Trot allongé de A à B
2. À B cercle a droite sur le pied gauche
3. À B changer de pied et continuer avec une augmentation de vitesse dans un cercle a droite
4. Arrêt à B et faite un 360 à droite
5. Trot de B à C
6. Arrêt à C et reculer 4 pas

Walk
Jog	-----
Extended Jog	-----
Lope	—————
Leg Yield	
Lead Change	↗ ↘
Back	← cccc cccc
Marker	Ⓚ
Sidepass	←-----→

[WH/3-14]

Pattern Provided by:

Chantal Seers

©2018 HorseShowPatterns.com. All Rights Reserved.

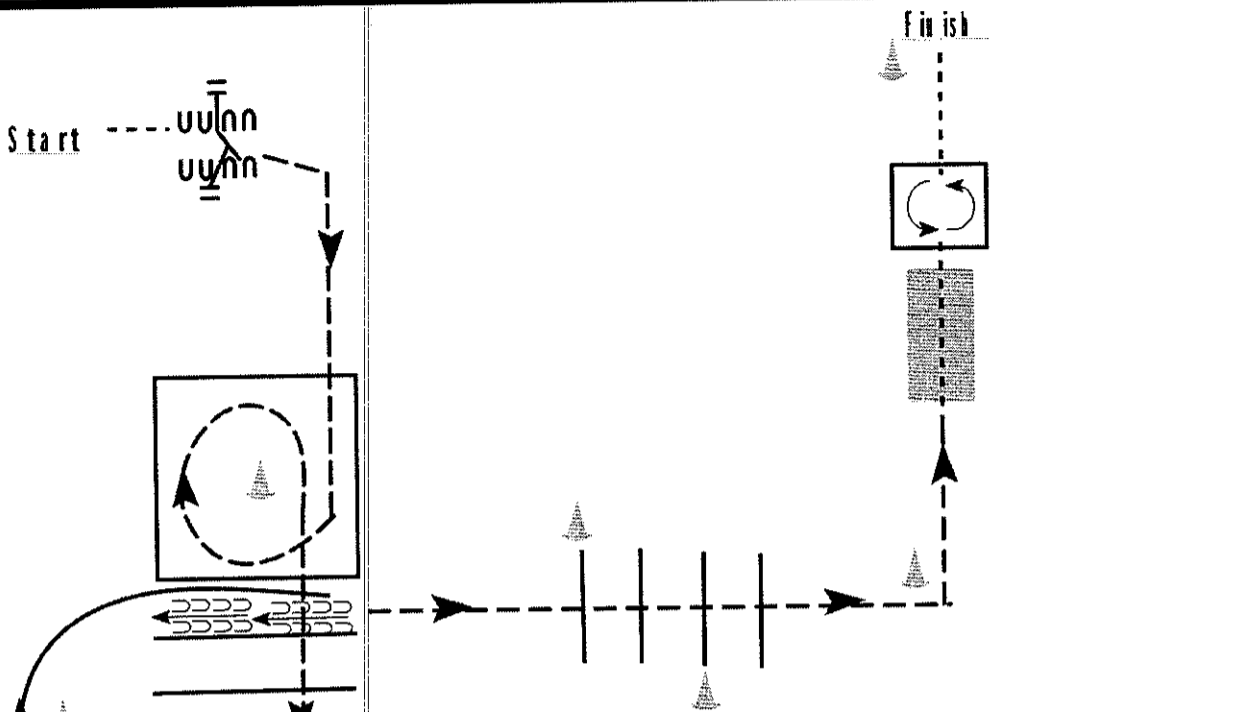
ARPL Aout 2018

Trail Adulte/omnium

Show Date: 08/05/2018

www.HorseShowPatterns.com

www.HorseShowPatterns.com



1. Porte en main Gauche
2. Trot dans la boîte et autour du cône et sur les perches
3. Galop pied droit dans l'allée et arrêt et reculer à la sortie de l'allée
4. Trot au dessus des perches et autour du cône
5. Pas sur le pont et dans la boîte
6. 360 à gauche et sorti au pas

1. Work gate with left hand.
2. Jog into box, around cone and over logs.
3. Lope on the right lead into alley, stop, and back straight out.
4. Trot over poles and around cone.
5. Walk over bridge and into box.
6. Turn a full turn to the left and walk out to finish.

Walk	-----
Jog	- - - - -
Extended Jog	— — — —
Lope	—————
Leg Yield	
Lead Change	↗ ↘
Back	←←←←←
Marker	ⓑ
Sidepass	←-----←

[T/2-28]

Pattern Provided by:

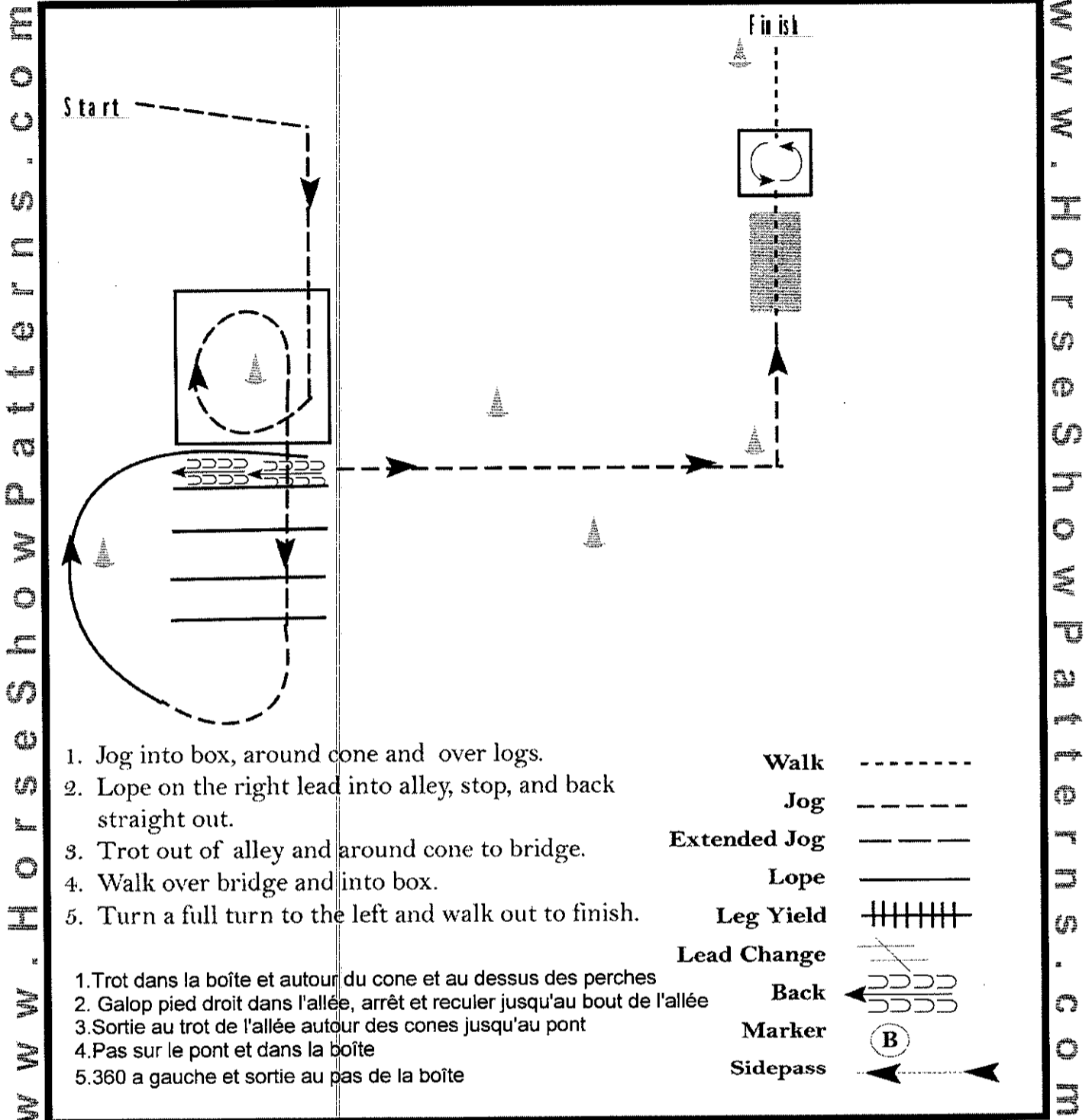
Chantal Seers

©2018 HorseShowPatterns.com. All Rights Reserved.

ARPL Aout 2018

Trail Debutant

Show Date: 08/05/2018



[T/1-28]

Pattern Provided by:

Chantal Seers

©2018 HorseShowPatterns.com. All Rights Reserved.

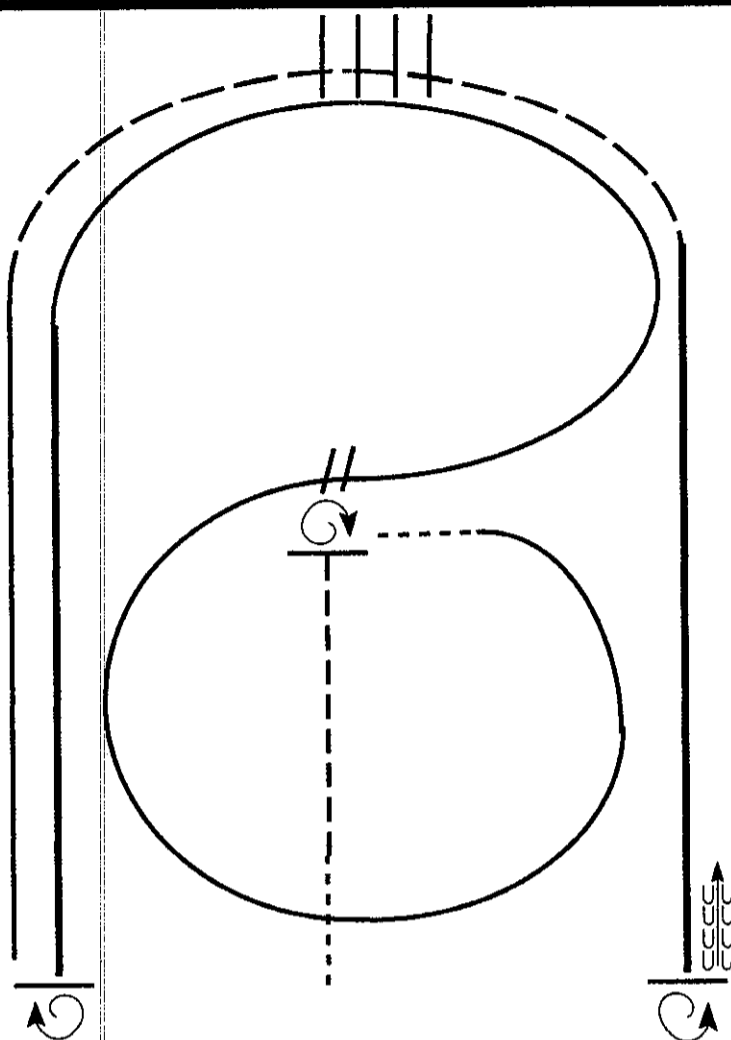
ARPL 5 août 2018

Ranch Riding

2 mains et 1 main

www.horsethows.com

www.horsethows.com



1. Walk -Pas
2. Jog -Trot
3. Stop, do a 1 1/4 turn to the right -Arrêt 450 a Droite
4. Walk. Then, lope small circle on the right lead- Pas, ensuite galoper un petit cercle sur le pied droit
5. Change leads, (simple or flying) lope left lead around -Changement de pied simple ou à la volé
end of the arena galop gauche contour de l'aréna
6. Extend the lope on the left lead -Galop allongé sur le pied gauche
7. Stop, do a 2 1/2 turns right -Arrêt et faite 2 spin et demi a droite
8. Lope straight on the right lead -Galoper sur le pied droit
9. Extend the jog around end of the arena across poles/logs -Trot allongé au contour de l'aréna et sur les perches
10. Extend the lope on right lead- Galop allongé sur le pied droit
11. Stop, do 2 turns left -Arrêt et 2 spins à gauche
12. Back Reculer

Walk	-----
Jog	-----
Extended Jog	-----
Lope	-----
Lead Change	
Back	
Marker	

[RR/6]

Pattern Provided by:

Chantal Seers